



Year 1 – School Closure Home Learning – Week 12



Visit our YouTube channel for [Penpol Teachers interactive RWI Phonics Lessons](#) (link on the website)

Daily phonics and reading practise resources available on: <https://www.oxfordowl.co.uk/welcome-back-for-home>

Daily maths lesson videos and worksheets available linking to Year 1 National Curriculum: <https://whiterosemaths.com/homelearning/year-1/>

	Monday	Tuesday	Wednesday	Thursday	Friday
Activity 1 (English) Play 'Teach your Monster to Read'	Over the course of this week, complete a diary. A diary is a great way to reflect on events and remember important things. It is also a perfect way to think about how you are feeling. A template can be found in the documents file on the portal, or you can design your own! You will need to include: <ul style="list-style-type: none"> • A date • A short summary of your day. • A sentence or two about your feelings that day. • 3 things that have made you feel happy! • 1 goal for tomorrow. You could also add pictures, photos, drawings etc. On Friday, read back on your diary entries for the week. How do they make you feel? You might want to continue this over the summer if you enjoy it!				
Activity 2 (Maths)	Division - Sharing Equally Look at this division problem: $10 \div 2 = ?$ The first number tells you how many of something you have (10). The second number says how many groups it must be shared equally into (2). How could we solve it using items around the house? You might use lego, cars or grapes etc. Have a go at the worksheet in the documents file, called 'Division - Monday'. Challenge: We have a bag of 20 sweets.	Division- Sharing Equally Yesterday, we completed the division problem using concrete objects to help us. Have a look at a division problem again: $12 \div 4 = ?$ Instead of using objects, try drawing something (sweets, counters, pebbles) to help you solve the problem. Complete the worksheet called 'Division – Tuesday' in the documents file on the portal. Challenge: Have a go at some of the	Multiplication - Repeated addition Look at this problem: $4 \times 2 = ?$ The first number tells us how many groups of a number we have (4). The second number (2) tells us how many will be in each group. Use objects to explore this problem, can you make 4 groups of 2? Now add them together (repeated addition) as $2+2+2+2=$ What is the answer? Complete the worksheet on the portal called 'Multiplication – Wednesday'. Challenge:	Multiplication - Repeated addition Yesterday we used objects to solve our multiplication problem using repeated addition. Today, use pictures/drawings to help you solve the following question: $4 \times 5 = ?$ Complete the worksheet in the documents folder called "Multiplication – Thursday". Challenge: Access Education City - Subject > Maths > Year 1 > Multiplication and Division Play the game 'Seeing Spots'.	Fresh Air Friday! Go outside and use natural objects to help you solve the following: $3 \times 3 = ?$ $2 \times 4 = ?$ $3 \times 5 = ?$ $8 \times 2 = ?$ Challenge: Can you think of 5 of your own problems to solve? Perhaps a family member could challenge you with a tricky one!



Year 1 – School Closure Home Learning – Week 12









	<p>We want to share them equally between Mrs Sukstiene and Miss Whear. First, solve - $20 \div 2 = ?$ Now try again and this time find $\frac{1}{2}$ of the bag of sweets. Are the answers the same or different? Explain your findings!</p>	<p>division challenges found in the documents section of the portal.</p>	<p>Write these addition sentences as multiplication sentences -</p> $5 + 5 + 5 + 5 + 5 + 5 = 30$ $10 + 10 + 10 + 10 + 10 = 50$ $10 + 10 + 10 + 5 + 5 = 40$		
Extra Info	<p>Don't feel that you have to have physical evidence for these challenges and please feel free to be creative about how you deliver them. We really want you to look after yourselves and not add extra stress to this tricky time.</p> <p>Children can also be accessing and using the following websites with their school log-ins: Teach Your Monster to Read- www.teachyourmonstertoread.com Education City – www.educationcity.com Mathletics – login.mathletics.com</p> <p>Please keep practising your phonics as much as you can – remember to encourage the children to use “Special Friends, Fred Talk, Read the word” for unknown words.</p> <p>Don't forget, sharing stories is a great way to develop the children's language and reading. We have attached some questions that we call “Reading VIPERS” at school.</p> <p>You can use this guide to ask your children appropriate questions about different books/films/tv programmes you may share at home.</p> <p>Take care and looking forward to seeing you soon – Miss Whear and Mrs Sukstiene</p>				



Year 1 – School Closure Home Learning – Week 12



Vocabulary Draw upon knowledge of vocabulary in order to understand the text. 	Infer Make inferences from the text. 	Predict Predict what you think will happen based on the information that you have been given. 	Explain Explain your preferences, thoughts and opinions about the text. 	Retrieve Identify and explain the key features of fiction and non-fiction texts such as: characters, events, titles and information. 	Sequence Sequence the key events in the story. 
Example questions <ul style="list-style-type: none"> • What does the word mean in this sentence? • Find and copy a word, which means • What does this word or phrase tell you about.....? • Which word in this section do you think is the most important? Why? • Which of the words best describes the character/setting/ mood etc? • Can you think of any other words the author could have used to describe this? • Why do you think is repeated in this section? 	Example questions <ul style="list-style-type: none"> • Why was..... feeling.....? • Why did happen? • Why did say • Can you explain why.....? • What do you think the author intended when they said.....? • How does make you feel? 	Example questions <ul style="list-style-type: none"> • Look at the book cover/blurb - what do you think this book will be about? • What do you think will happen next? What makes you think this? • How does the choice of character or setting affect what will happen next? • What is happening? What do you think happened before? What do you think will happen after? • What do you think the last paragraph suggests will happen next? 	Example questions <ul style="list-style-type: none"> • Who is your favourite character? Why? • Why do you think all the main characters are girls in this book? • Would you like to live in this setting? Why/why not? • Is there anything you would change about this story? • Do you like this text? What do you like about it? 	Example questions <ul style="list-style-type: none"> • What kind of text is this? • Who did.....? • Where did.....? • When did.....? • What happened when.....? • Why did happen? • How did? • How many.....? • What happened to.....? 	Example questions <ul style="list-style-type: none"> • Can you number these events 1-5 in the order that they happened? • What happened after • What was the first thing that happened in the story? • Can you summarise in a sentence the opening/middle/end of the story? • In what order do these chapter headings come in the story?