




Year 1 – School Closure Home Learning – Week 12



Visit our YouTube channel for [Penpol Teachers interactive RWI Phonics Lessons](#) (link on the website)

Daily phonics and reading practise resources available on: <https://www.oxfordowl.co.uk/welcome-back-for-home>

Daily maths lesson videos and worksheets available linking to Year 1 National Curriculum: <https://whiterosemaths.com/homelearning/year-1/>

	Monday	Tuesday	Wednesday	Thursday	Friday
Activity 1 (English) Play 'Teach your Monster to Read'	<p>I am lucky because.. Write a few sentences about why you are lucky. You will start these with "I am lucky because..."</p> <p>For example: "I am lucky because I have a great family".</p> <p>Try to think of 5 things that make you feel lucky!</p> <p>Challenge: Perhaps you have more than 5 reasons to feel lucky? How many can you think of?!</p>	<p>Book Review Choose your favourite story to read and write a 'Book Review' about it. You can see a template in the documents folder on the portal but you can also write it out by hand! Think about the characters, the plot and your favourite parts!</p> <p>Challenge: Write a paragraph about the setting of the story. Remember to use lots of brilliant adjectives to set the scene!</p>	<p>Alphabet Ordering Imagine.. You're walking around a supermarket and you're going to buy one item beginning with each letter of the alphabet.</p> <p>Write your shopping list!</p> <p>Challenge: You can play this game using animals, places, names and lots of other things. Have a go at completing an alphabet list for something else too. What did you choose?</p>	<p>Describe the Scene</p>  <p>Look at the picture above (you can see it bigger in the documents folder). Imagine what you can see, hear, feel, smell or even taste!</p> <p>Describe the scene to us. Use lots of adjectives, commas in a list and conjunctions.</p>	<p>Fresh Air Friday! Build a shoe box habitat for a creature of your choice. What would the creature need to keep warm? To eat? To sleep?</p> <p>Challenge: Write a description of your creature house, explaining why you made it like this.</p>
Activity 2 (Maths)	<p>Time to the Hour Using either a real clock or this online resource (https://www.topmarks.co.uk/time/teaching-clock) explore a clock face, identifying which is the hour hand and which is the minute hand. What happens to the hands as each hour passes?</p> <p>Complete the White Rose</p>	<p>Time to the Half Hour Using the clock from yesterday (real or online) have a look at what happens to the hands as each half an hour (half turn) of the clock happens. What happens to the minute hand? What happens to the hour hand? Complete the White Rose Worksheet called 'Time to the Half Hour'.</p>	<p>Writing Time Use a stopwatch (you can use any device) to time how long it takes you to do the following: * Do 20 star-jumps. * Sing the whole of heads, shoulders, knees and toes. * Recite the whole alphabet. * Watch your favourite film.</p> <p>Record the times using seconds, minutes or hours.</p>	<p>Comparing Time Complete the White Rose Worksheet called 'Comparing Time'.</p> <p>Can you think of 5 of your own questions comparing time? You could ask a relative to complete them or swap with a friend.</p> <p>Challenge: Can you make a poster to teach</p>	<p>Fresh Air Friday! You will need a bit of sunshine for this activity so fingers crossed! Find a tall object around your house, this could be a large toy, a kitchen roll holder or a large bottle. Whatever you choose, it needs to make a good shadow! Go into your garden and place the item in an open area, on top of a piece of paper. At different times throughout the day, go</p>









Year 1 – School Closure Home Learning – Week 12

	<p>Worksheet called 'Time to the Hour'.</p> <p>Challenge: Draw some clocks with different times on them. Play 'What's the time Mr Wolf' with a family member and match your times to the pictures of clocks you have drawn!</p>	<p>Challenge: Access Education City and play 'Clocking In', a game about time to the half hour. Subject > Maths > Year 1 > Activities > Clocking In</p>	<p>Complete the White Rose Worksheet called 'Writing Time'.</p> <p>Challenge: How many times can you write the word 'minute' in 1 minute?</p>	<p>a family member what you have learnt about time this week?</p>	<p>outside and draw around your shadow. You might want to write the time here too! What do you notice about the shadow as time passes through the day? Is there a pattern? Why do you think this is?</p>
Extra Info	<p>Don't feel that you have to have physical evidence for these challenges and please feel free to be creative about how you deliver them. We really want you to look after yourselves and not add extra stress to this tricky time.</p> <p>Children can also be accessing and using the following websites with their school log-ins: Teach Your Monster to Read- www.teachyourmonstertoread.com Education City – www.educationcity.com Mathletics – login.mathletics.com</p> <p>Please keep practising your phonics as much as you can – remember to encourage the children to use "Special Friends, Fred Talk, Read the word" for unknown words.</p> <p>Don't forget, sharing stories is a great way to develop the children's language and reading. We have attached some questions that we call "Reading VIPERS" at school.</p> <p>You can use this guide to ask your children appropriate questions about different books/films/tv programmes you may share at home.</p> <p>Take care and looking forward to seeing you soon – Miss Whear and Mrs Sukstiene</p>				



Year 1 – School Closure Home Learning – Week 12



Vocabulary Draw upon knowledge of vocabulary in order to understand the text. 	Infer Make inferences from the text. 	Predict Predict what you think will happen based on the information that you have been given. 	Explain Explain your preferences, thoughts and opinions about the text. 	Retrieve Identify and explain the key features of fiction and non-fiction texts such as: characters, events, titles and information. 	Sequence Sequence the key events in the story. 
Example questions <ul style="list-style-type: none">• What does the word mean in this sentence?• Find and copy a word, which means• What does this word or phrase tell you about.....?• Which word in this section do you think is the most important? Why?• Which of the words best describes the character/setting/ mood etc?• Can you think of any other words the author could have used to describe this?• Why do you think is repeated in this section?	Example questions <ul style="list-style-type: none">• Why was..... feeling.....?• Why did happen?• Why did say?• Can you explain why.....?• What do you think the author intended when they said.....?• How does make you feel?	Example questions <ul style="list-style-type: none">• Look at the book cover/blurb - what do you think this book will be about?• What do you think will happen next? What makes you think this?• How does the choice of character or setting affect what will happen next?• What is happening? What do you think happened before? What do you think will happen after?• What do you think the last paragraph suggests will happen next?	Example questions <ul style="list-style-type: none">• Who is your favourite character? Why?• Why do you think all the main characters are girls in this book?• Would you like to live in this setting? Why/why not?• Is there anything you would change about this story?• Do you like this text? What do you like about it?	Example questions <ul style="list-style-type: none">• What kind of text is this?• Who did.....?• Where did.....?• When did.....?• What happened when.....?• Why did happen?• How did?• How many.....?• What happened to.....?	Example questions <ul style="list-style-type: none">• Can you number these events 1-5 in the order that they happened?• What happened after?• What was the first thing that happened in the story?• Can you summarise in a sentence the opening/middle/end of the story?• In what order do these chapter headings come in the story?