



Year 1 – School Closure Home Learning – Week 11



Visit our YouTube channel for [Penpol Teachers interactive RWI Phonics Lessons](#) (link on the website)

Daily phonics and reading practise resources available on: <https://www.oxfordowl.co.uk/welcome-back/for-home>


Daily maths lesson videos and worksheets available linking to Year 1 National Curriculum: <https://whiterosemaths.com/homelearning/year-1/>

	Monday	Tuesday	Wednesday	Thursday	Friday
Activity 1 (English) Play 'Teach your Monster to Read'	Rainbow Write Practise writing the days of the week. First, write the words in pencil. Then trace over them in different colours. How many times can you trace them? Can you make a rainbow?! Challenge: Play the game 'Spooky Spellings' on Topmarks. Choose Year 1. http://www.ictgames.com/mobilePage/spookySpellings/index.html	Adding My Words In this game – Vowels (a, e, i, o, u) are 10 and consonants (everything else!) are 5. Write a word and then add the value of each word. Ex. cat 5+10+5=20 How many words can you come up with that = 30? Challenge: How many words can you think of that equal 50?	Hidden Words Draw and colour in a picture of your garden. Choose ten words about plants. E.g. Stem, flower, grow. Hide your words in your picture. You could make them leaves on a tree, blades of grass or flowers! Challenge: See if a family member can find all ten words!	Code Words Come up with a code for each letter of the alphabet. E.g.: a = ♦ b = ❖ c = ≡ Can you write your name using your code? What about your family member's names? Challenge: Write a secret message to a friend or relative, using your code!	I-spy Create an I-spy list for things you might see on a walk or in the garden. Test out your list. Can you spot the things on it? Share your list with a family member or friend and see if they can spot all the items too. Challenge: You could time yourself to see how quickly you can spot the items!



Year 1 – School Closure Home Learning – Week 11



<p>Activity 2 (Maths)</p>	<p>Partitioning Numbers White Rose video and question sheet. <i>Week 9 – Lesson 2 on the White Rose Home-Learning page.</i> https://whiterosemaths.com/homelearning/year-1/</p> <p>Challenge: For question 3, can you say the value of the tens and ones? E.g. 3 tens = 30 2 ones = 2</p>	<p>Partitioning with coins Using 10p and 1p coins, can you partition (split into tens and ones) the monetary value numbers to 100 that your adult gives you? E.g. 96p / 35p</p> <p>Challenge: Can you partition the amounts using bigger value coins? E.g. 96p = 50p + 20p + 20p + 5p + 1p</p>	<p>Comparing Numbers White Rose video and question sheet. <i>Week 9 – Lesson 3 – Comparing Numbers (1) on the White Rose Home-Learning page.</i> https://whiterosemaths.com/homelearning/year-1/</p> <p>Challenge: Practical Without showing each other, both you and your adult write numbers to 100 on paper/with chalk etc. You might write the numbers 0-9 on paper and pick 2 cards each. Tell your adult how many tens/ones you each have and who has the largest number.</p>	<p>Comparing Numbers White Rose video and question sheet. <i>Week 9 – Lesson 4 - Comparing Numbers (2) on the White Rose Home-Learning page.</i> https://whiterosemaths.com/homelearning/year-1/</p> <p>Challenge: Practical Repeat yesterday's game but this time can you find the difference? How many more tens/ones does the bigger number have? E.g. 35 = 3 tens, 5 ones 23 = 2 tens, 3 ones 1 more ten and 2 more ones = 12</p>	<p>Fresh Air Friday You will need sticks to represent tens and leaves/pebbles/shells to represent ones.</p> <p>Higher or lower? Adults – write 10 numbers 11-100 on pieces of paper and place upside down. Children to pick one and represent/partition the numbers with their outdoor resources. Children to then predict if the next number will be higher or lower and repeat the practical partitioning.</p> 
<p>Extra Info</p>	<p>Don't feel that you have to have physical evidence for these challenges and please feel free to be creative about how you deliver them. We really want you to look after yourselves and not add extra stress to this tricky time.</p> <p>Children can also be accessing and using the following websites with their school log-ins: Teach Your Monster to Read- www.teachyourmonstertoread.com Education City – www.educationcity.com Mathletics – login.mathletics.com</p> <p>Please keep practising your phonics as much as you can – remember to encourage the children to use “Special Friends, Fred Talk, Read the word” for unknown words.</p>				



Year 1 – School Closure Home Learning – Week 11



Don't forget, sharing stories is a great way to develop the children's language and reading. We have attached some questions that we call "Reading VIPERS" at school.







You can use this guide to ask your children appropriate questions about different books/films/tv programmes you may share at home.

Take care and looking forward to seeing you soon – Miss Whear and Mrs Sukstiene



Year 1 – School Closure Home Learning – Week 11



Vocabulary Draw upon knowledge of vocabulary in order to understand the text. 	Infer Make inferences from the text. 	Predict Predict what you think will happen based on the information that you have been given. 	Explain Explain your preferences, thoughts and opinions about the text. 	Retrieve Identify and explain the key features of fiction and non-fiction texts such as: characters, events, titles and information. 	Sequence Sequence the key events in the story. 
<p>Example questions</p> <ul style="list-style-type: none"> • What does the word mean in this sentence? • Find and copy a word, which means • What does this word or phrase tell you about.....? • Which word in this section do you think is the most important? Why? • Which of the words best describes the character/setting/ mood etc? • Can you think of any other words the author could have used to describe this? • Why do you think is repeated in this section? 	<p>Example questions</p> <ul style="list-style-type: none"> • Why was..... feeling.....? • Why did happen? • Why did say • Can you explain why.....? • What do you think the author intended when they said.....? • How does make you feel? 	<p>Example questions</p> <ul style="list-style-type: none"> • Look at the book cover/blurb - what do you think this book will be about? • What do you think will happen next? What makes you think this? • How does the choice of character or setting affect what will happen next? • What is happening? What do you think happened before? What do you think will happen after? • What do you think the last paragraph suggests will happen next? 	<p>Example questions</p> <ul style="list-style-type: none"> • Who is your favourite character? Why? • Why do you think all the main characters are girls in this book? • Would you like to live in this setting? Why/why not? • Is there anything you would change about this story? • Do you like this text? What do you like about it? 	<p>Example questions</p> <ul style="list-style-type: none"> • What kind of text is this? • Who did.....? • Where did.....? • When did.....? • What happened when.....? • Why did happen? • How did? • How many.....? • What happened to.....? 	<p>Example questions</p> <ul style="list-style-type: none"> • Can you number these events 1-5 in the order that they happened? • What happened after • What was the first thing that happened in the story? • Can you summarise in a sentence the opening/middle/end of the story? • In what order do these chapter headings come in the story?