



Year 1 – School Closure Home Learning – Week 12



Visit our YouTube channel for **Penpol Teachers interactive RWI Phonics Lessons** (link on the website)

Daily phonics and reading practise resources available on: <https://www.oxfordowl.co.uk/welcome-back/for-home>

Daily maths lesson videos and worksheets available linking to Year 1 National Curriculum: <https://whiterosemaths.com/homelearning/year-1/>

	Monday	Tuesday	Wednesday	Thursday	Friday
Activity 1 (English) Play 'Teach your Monster to Read'	<p>Command sentences – Contain an imperative (bossy) verb and tell you what to do. They end with a full stop.</p> <p>Play Simon Says using command sentences. E.g. Simon says – stand on one leg.</p> <p>Have fun... Write some correctly punctuated command sentences and put them in a bowl/jar/box. Throughout the week sporadically pick one out to complete with your family. E.g. <u>Dance</u> to your favourite song. <u>Sing</u> a nursery rhyme. <u>Wash</u> the dishes. <u>Roar</u> like a lion.</p> <p>Challenge: Underline the imperative verb.</p>	<p>Statement sentences – Tell you a fact, opinion or idea. They end with a full stop.</p> <p>All about me! Make a poster about yourself for your new Year 2 teacher – you might include a photo or draw yourself. On your poster you must write statement sentences about yourself to help them get to know you. Think about what is and isn't important and interesting for them to know. E.g. I like to sit with Billy but get distracted if I sit with Jane. My favourite lesson is science and my least favourite is PE because I struggle with catching.</p> <p>Challenge: Use the conjunctions: and, but, because.</p>	<p>Question sentences – Ask you something. They end with a question mark. ?</p> <p>https://www.bbc.co.uk/teach/super movers/ks1-english-question-exclamation-marks-with-karim-hacker/zkrx92p</p> <p>Play 10 questions. Ask your adult to think of an animal/food/toy etc. You have 10 questions to guess their choice. They may only answer with yes or no.</p> <p>Pick someone to interview. This might be a family member or a friend over the phone. Write and punctuate 5 questions that you are going to ask them. This carefully about your questions.</p>	<p>Exclamation sentences – Used when someone is surprised. They often start with 'How' or 'What' and end in an exclamation mark. !</p> <p>Watch Little Red Riding Hood and identify the question and exclamation sentences. https://www.bbc.co.uk/teach/school-radio/english-ks1-little-red-riding-hood/zfg2jvhv (Whole story or just clip 6)</p> <p>Write some more exclamation sentences that Little Red Riding Hood might have said to the wolf. Remember to start with 'How' or 'What' and end with !</p>	<p>Fresh Air Friday Read a book of your choice in a space of your choice. Can you spot any of the 4 sentence types you've learnt this week?</p> <p>Education City: Amazing Punctuation – Ending Sentences. https://go.educationcity.com/content_select/index/3/1/1/2#/s=38305/c=25690</p> <p>Top Marks: Punctuation https://www.bbc.co.uk/games/embed/small-town-superheroes?exitGameUrl=https%3A%2F%2Fbbc.co.uk%2Fbite-size%2Farticles%2Fzncgyk7</p>









Year 1 – School Closure Home Learning – Week 12

<p>Activity 2</p> <p>(Maths)</p>	<p>Ordering Numbers</p> <p>Play the Caterpillar game using the link below. Select either 1-20 or 1-100, depending on how confident you feel.</p> <p>https://www.topmarks.co.uk/ordering-and-sequencing/caterpillar-ordering</p> <p>Complete the White Rose Worksheet called 'Ordering Numbers'</p> <p>Challenge: In preparation for tomorrow's lesson, have a look at the song below. You might want to sing along!</p> <p>https://www.youtube.com/watch?v=dFzAU3u06Ps</p>	<p>Recognising Coins</p> <p>Have a look at the PowerPoint in the 'Additional Downloads' folder on the school portal. I wonder how many coins you already know?</p> <p>Complete the White Rose Worksheet called 'Recognising Coins'.</p> <p>Challenge: Try this great game on Topmarks: https://www.topmarks.co.uk/money/toy-shop-money</p> <p>You can select the different options for each game. Make sure you select 'Mixed Coins' and 'Exact Money'.</p>	<p>Recognising Notes</p> <p>Research what a £5, £10, £20 and £50 note look like (you can ask an adult to help you!) What do they look like? Where on the note does it say the amount? Is it in the same place for each note?</p> <p>Complete the White Rose Worksheet called 'Recognising Notes'.</p> <p>Challenge: How many £5 notes would you need to make £100? How many £10 notes would you need to make £100? How many £20 notes would you need to make £100? Can you write your own challenge question for a family member to solve?</p>	<p>Counting in Coins</p> <p>Refresh your memory of counting in 2s and 5s. How high can you get? You might want to write the numbers down to help you with the next part.</p> <p>Complete the White Rose Worksheet called 'Counting in Coins'.</p> <p>Challenge: Ask an adult for a small handful of coins (you might have a piggy bank you could use). Can you count all the silver coins? All the copper coins? Can you count the total amount?</p>	<p>Fresh Air Friday</p> <p>Create a pretend nature shop in the garden or outdoors.</p> <p>Imagine that sticks cost 2p, pebbles cost 5p and leaves cost 10p.</p> <p>How many of each object could you buy for 50p?</p> <p>Challenge: Think of lots of combinations of objects that you could buy with 50p. E.g. 3 leaves, 2 pebbles and 5 sticks.</p>
<p>Extra Info</p>	<p>Don't feel that you have to have physical evidence for these challenges and please feel free to be creative about how you deliver them. We really want you to look after yourselves and not add extra stress to this tricky time.</p> <p>Children can also be accessing and using the following websites with their school log-ins:</p> <p>Teach Your Monster to Read- www.teachyourmonstertoread.com</p> <p>Education City – www.educationcity.com</p> <p>Mathletics – login.mathletics.com</p> <p>Please keep practising your phonics as much as you can – remember to encourage the children to use “Special Friends, Fred Talk, Read the word” for unknown words.</p> <p>Don't forget, sharing stories is a great way to develop the children's language and reading. We have attached some questions that we call “Reading VIPERS” at school.</p> <p>You can use this guide to ask your children appropriate questions about different books/films/tv programmes you may share at home.</p> <p>Take care and looking forward to seeing you soon – Miss Whear and Mrs Sukstiene</p>				



Year 1 – School Closure Home Learning – Week 12



Vocabulary Draw upon knowledge of vocabulary in order to understand the text. 	Infer Make inferences from the text. 	Predict Predict what you think will happen based on the information that you have been given. 	Explain Explain your preferences, thoughts and opinions about the text. 	Retrieve Identify and explain the key features of fiction and non-fiction texts such as: characters, events, titles and information. 	Sequence Sequence the key events in the story. 
<p>Example questions</p> <ul style="list-style-type: none"> • What does the word mean in this sentence? • Find and copy a word, which means • What does this word or phrase tell you about.....? • Which word in this section do you think is the most important? Why? • Which of the words best describes the character/setting/ mood etc? • Can you think of any other words the author could have used to describe this? • Why do you think is repeated in this section? 	<p>Example questions</p> <ul style="list-style-type: none"> • Why was..... feeling.....? • Why did happen? • Why did say • Can you explain why.....? • What do you think the author intended when they said.....? • How does make you feel? 	<p>Example questions</p> <ul style="list-style-type: none"> • Look at the book cover/blurb - what do you think this book will be about? • What do you think will happen next? What makes you think this? • How does the choice of character or setting affect what will happen next? • What is happening? What do you think happened before? What do you think will happen after? • What do you think the last paragraph suggests will happen next? 	<p>Example questions</p> <ul style="list-style-type: none"> • Who is your favourite character? Why? • Why do you think all the main characters are girls in this book? • Would you like to live in this setting? Why/why not? • Is there anything you would change about this story? • Do you like this text? What do you like about it? 	<p>Example questions</p> <ul style="list-style-type: none"> • What kind of text is this? • Who did.....? • Where did.....? • When did.....? • What happened when.....? • Why did happen? • How did? • How many.....? • What happened to.....? 	<p>Example questions</p> <ul style="list-style-type: none"> • Can you number these events 1-5 in the order that they happened? • What happened after • What was the first thing that happened in the story? • Can you summarise in a sentence the opening/middle/end of the story? • In what order do these chapter headings come in the story?