



## Year 1 – School Closure Home Learning – Week 9



Visit our YouTube channel for [Penpol Teachers interactive RWI Phonics Lessons](#) (link on the website)

Daily phonics and reading practise resources available on: <https://www.oxfordowl.co.uk/welcome-back/for-home>

Daily maths lesson videos and worksheets available linking to Year 1 National Curriculum: <https://whiterosemaths.com/homelearning/year-1/>

	Monday	Tuesday	Wednesday	Thursday	Friday
<b>Activity 1</b>  <b>(English)</b>  Play 'Teach your Monster to Read'	<p><a href="https://www.youtube.com/watch?v=8JJgENPnYb4">https://www.youtube.com/watch?v=8JJgENPnYb4</a></p> <p>Watch: 'Dad and the cat and the tree'.</p> <p>Predict what might happen next? How will Dad get out of the tree?</p> <p>Think about/discuss funny things that have happened do your family during lockdown. Draw a write about one of them.</p>	<p><a href="https://www.youtube.com/watch?v=0gyI6ykDwds&amp;t=102s">https://www.youtube.com/watch?v=0gyI6ykDwds&amp;t=102s</a></p> <p>Watch and join in with: 'We're going on a bear hunt'.</p> <p>Discuss what things you find scary. Discuss how you conquer those fears.</p> <p>Look around your house and pack a backpack of things you would pack in your bag if you were going on a bear hunt. Write a list of what your packed. Use commas in a list.</p> <p><b>Challenge:</b> Explain why you packed and need those items.</p>	<p><b>Conjunctions but/because.</b></p> <p><b>Food challenge:</b> Ask your adults to prepare 3 foods or ingredients that you have not tasted before. Blind taste them.</p> <p>Using the conjunctions but and because tell your adult which you liked/loved/disliked.</p> <p>E.g. I liked the blue cheese but I disliked the sprouts because they were soft and squidgy.</p> <p><b>Challenge:</b> Write your ideas in full sentences using the conjunctions.</p>	<p><b>Plant Poetry/Songs</b></p> <p>Google: Children's poems about plants.</p> <p>Pick your favourite to learn and perform to your family. Think about actions (these help you learn the words). Remember to use expression in your voice. Adults please model reading without and then with expression. Discuss the differences.</p> <p><b>Challenge:</b> Can you find the rhyming words within the poem/song?</p>	<p><b>Fresh Air Friday!</b></p> <p><b>Spelling games</b></p> <p>Play some of the spelling games you have made in the past few weeks:</p> <p>Red word bingo Prefix pairs Red word boardgame Red word snap/pairs Green/Red word hopscotch Days of the week</p>



## Year 1 – School Closure Home Learning – Week 9



<b>Activity 2</b>  <b>(Maths)</b>	<p>Access <b>Education City</b> from the online portal.</p> <p>Follow these steps:            Click <b>find content by subject &gt; maths &gt; year 1 &gt; activities &gt; addition and subtraction &gt; smooth shoppers</b></p> <p>Play this game that practising finding change from a 20p.</p> <p><b>Challenge:</b>            You could use some real coins to explore this! Can you write your own subtraction problems with money?</p>	<p><b>Halves and Quarters</b></p> <p>Draw yourself a grid that looks like this:</p> <table border="1" style="margin: auto; border-collapse: collapse;"> <thead> <tr> <th style="padding: 5px;">Number</th> <th style="padding: 5px;">Half (1/2)</th> <th style="padding: 5px;">Quarter (1/4)</th> </tr> </thead> <tbody> <tr> <td style="padding: 5px;">10</td> <td style="padding: 5px;"></td> <td style="padding: 5px;"></td> </tr> <tr> <td style="padding: 5px;">12</td> <td style="padding: 5px;"></td> <td style="padding: 5px;"></td> </tr> <tr> <td style="padding: 5px;">18</td> <td style="padding: 5px;"></td> <td style="padding: 5px;"></td> </tr> </tbody> </table> <p>Choose 6 numbers to put in your grid. Use objects to help you find half <math>\frac{1}{2}</math> (2 equal parts) and quarter <math>\frac{1}{4}</math> (4 equal parts) of each number.</p> <p>Try to only use <b>even numbers</b> in your grid.</p>	Number	Half (1/2)	Quarter (1/4)	10			12			18			<p><b>Roll and Write</b></p> <p>If you have a dice you will need it for this game. If you don't have a dice, don't worry! You can write numbers on paper and pick them out of a hat.</p> <p>Challenge a family member to play the game. Roll (or choose) a number, the first person who write the word of this number (e.g. four) first gets a point. Who can get to 10 points first?!</p>	<p>Can you think of any other words that rhyme with them?</p> <p><b>1 Minute Maths!</b>            Set a timer for 1minute. Now have a go at these challenges!</p> <ul style="list-style-type: none"> <li>* How many number bonds to 10 can you think of in 1 minute?</li> <li>* How many ways to make 20 can you think of in 1 minute?</li> <li>* How many even numbers can you write in 1 minute?</li> <li>* How many odd numbers can you write in 1 minute?</li> </ul> <p>You could even challenge a family</p>	<p>Use some chalk or a pencil and paper to draw a giant clock with sticks as the hands.</p> <p>Play <b>"What's the time Mr Wolf?"</b> but instead of using words, use your sticks to show the time on the clock!</p>
Number	Half (1/2)	Quarter (1/4)															
10																	
12																	
18																	



## Year 1 – School Closure Home Learning – Week 9



member to make it a competition!

### Extra Info

Don't feel that you have to have physical evidence for these challenges and please feel free to be creative about how you deliver them. We really want you to look after yourselves and not add extra stress to this tricky time.

Children can also be accessing and using the following **websites** with their school log-ins:

Teach Your Monster to Read- [www.teachyourmonstertoread.com](http://www.teachyourmonstertoread.com)

Education City – [www.educationcity.com](http://www.educationcity.com)

Mathletics – [login.mathletics.com](http://login.mathletics.com)

Please keep practising your **phonics** as much as you can – remember to encourage the children to use “Special Friends, Fred Talk, Read the word” for unknown words.

Don't forget, sharing stories is a great way to develop the children's language and reading. We have attached some questions that we call “**Reading VIPERS**” at school.







You can use this guide to ask your children appropriate questions about different books/films/tv programmes you may share at home.

Take care and looking forward to seeing you soon – Miss Whear and Mrs Sukstiene



Year 1 – School Closure Home Learning – Week 9



<p><b>Vocabulary</b></p> <p>Draw upon knowledge of vocabulary in order to understand the text.</p> 	<p><b>Infer</b></p> <p>Make inferences from the text.</p> 	<p><b>Predict</b></p> <p>Predict what you think will happen based on the information that you have been given.</p> 	<p><b>Explain</b></p> <p>Explain your preferences, thoughts and opinions about the text.</p> 	<p><b>Retrieve</b></p> <p>Identify and explain the key features of fiction and non-fiction texts such as: characters, events, titles and information.</p> 	<p><b>Sequence</b></p> <p>Sequence the key events in the story.</p> 
<p>Example questions</p> <ul style="list-style-type: none"> <li>• What does the word ..... mean in this sentence?</li> <li>• Find and copy a word, which means .....</li> <li>• What does this word or phrase tell you about.....?</li> <li>• Which word in this section do you think is the most important? Why?</li> <li>• Which of the words best describes the character/setting/ mood etc?</li> <li>• Can you think of any other words the author could have used to describe this?</li> <li>• Why do you think ..... is repeated in this section?</li> </ul>	<p>Example questions</p> <ul style="list-style-type: none"> <li>• Why was..... feeling.....?</li> <li>• Why did ..... happen?</li> <li>• Why did ..... say .....</li> <li>• Can you explain why.....?</li> <li>• What do you think the author intended when they said.....?</li> <li>• How does ..... make you feel?</li> </ul>	<p>Example questions</p> <ul style="list-style-type: none"> <li>• Look at the book cover/blurb - what do you think this book will be about?</li> <li>• What do you think will happen next? What makes you think this?</li> <li>• How does the choice of character or setting affect what will happen next?</li> <li>• What is happening? What do you think happened before? What do you think will happen after?</li> <li>• What do you think the last paragraph suggests will happen next?</li> </ul>	<p>Example questions</p> <ul style="list-style-type: none"> <li>• Who is your favourite character? Why?</li> <li>• Why do you think all the main characters are girls in this book?</li> <li>• Would you like to live in this setting? Why/why not?</li> <li>• Is there anything you would change about this story?</li> <li>• Do you like this text? What do you like about it?</li> </ul>	<p>Example questions</p> <ul style="list-style-type: none"> <li>• What kind of text is this?</li> <li>• Who did.....?</li> <li>• Where did.....?</li> <li>• When did.....?</li> <li>• What happened when.....?</li> <li>• Why did ..... happen?</li> <li>• How did .....?</li> <li>• How many.....?</li> <li>• What happened to.....?</li> </ul>	<p>Example questions</p> <ul style="list-style-type: none"> <li>• Can you number these events 1-5 in the order that they happened?</li> <li>• What happened after .....</li> <li>• What was the first thing that happened in the story?</li> <li>• Can you summarise in a sentence the opening/middle/end of the story?</li> <li>• In what order do these chapter headings come in the story?</li> </ul>