











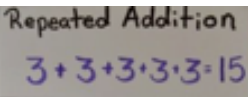



## Year 1 – School Closure Home Learning – Week 3



Visit our YouTube channel for **Penpol Teachers interactive RWI Phonics Lessons** (link on the website)

Daily phonics and reading practise resources available on: <https://www.oxfordowl.co.uk/welcome-back/for-home>

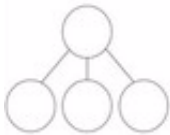
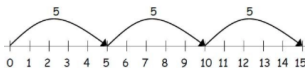

Daily maths lesson videos and worksheets available linking to Year 1 National Curriculum: <https://whiterosemaths.com/homelearning/year-1/>

	Monday	Tuesday	Wednesday	Thursday	Friday
<b>Activity 1</b>  <b>(English)</b>  Play 'Teach your Monster to Read'	Write a postcard or an email for a friend or relative. Remember to use capital letters, finger spaces and full stops.  <b>Challenge –</b> Can you write question sentences and exclamation sentences? Remember ? !	Write <b>Stretchy Noun Phrases</b> using adjectives. <i>Adjectives describe the noun (naming word).</i> Remember to use capital letters, finger spaces and full stops. Try to use commas between the adjectives. E.g. I have a cat. I have a fluffy cat. I have a fluffy, ginger cat. I have a fluffy, ginger, fat cat.	<b>STRETCH A SENTENCE</b>  A turtle  A turtle learns new things.  A turtle learns new things at school.  In the morning, a turtle learns new things at school. <b>Challenge –</b> Use the conjunction because  In the morning, a turtle learns new things at school because it is very curious.	Play 'Would you rather...' with a family member. Perhaps you could phone someone?  You must explain your answer using the conjunction 'because'.  <b>Challenge –</b> Write your questions using a capital letter, finger spaces and a question mark.	<b>Fresh Air Friday!</b> Green and red word hopscotch.  Make a twig boat to sail in your bath/sink 
<b>Activity 2</b>  <b>(Maths)</b>	Explore <b>multiplication</b> through 'groups of' $3 \times 5 =$  3 groups of 5	Explore <b>multiplication</b> through 'repeated addition' $3 \times 5 =$ $3 + 3 + 3 + 3 + 3 =$ $5 + 5 + 5 =$ 	Explore <b>multiplication</b> through 'arrays' $3 \times 5 =$  You could use egg cartons, coins etc.	Roll an array dice game.  $5 \times 3 = 15$ Draw your array and then write your	 <b>Bean Bag multiplication.</b> Draw a grid similar to the one above (numbers can change).



## Year 1 – School Closure Home Learning – Week 3









	<p>Adults write number sentences using the numbers: (x2 x3, x4 x5 x10).</p> <p>Remember to say: "3 groups of 5 equals 15"</p> <p><b>Challenge</b> – Turn your groups into a <b>part-whole model</b></p> 	<p>Adults write number sentences using the numbers: (x2 x3, x4 x5 x10).</p> <p><b>Challenge:</b> Solve on a <b>number line</b></p> 	<p>Adults write number sentences using the numbers: (x2 x3, x4 x5 x10).</p> <p><b>Challenge</b> – Draw your arrays</p> 	<p>completed number sentences.</p> <p><b>Challenge</b> – Write the <b>multiplication fact family</b> sentence.</p> <p>E.g. For <math>3 \times 5 =</math> write <math>5 \times 3 =</math></p>	<p>Choose a <b>times table</b> to focus on (x2 x5 x10).</p> <p>Throw the beanbag onto your numbers. Solve the multiplication sum.</p> <p>E.g. For the 2 times table, beanbag lands on 4 so <math>2 \times 4 = 8</math></p>
Extra Info	<p>Don't feel that you have to have physical evidence for these challenges and please feel free to be creative about how you deliver them. We really want you to look after yourselves and not add extra stress to this tricky time.</p> <p>Children can also be accessing and using the following <b>websites</b> with their school log-ins:</p> <p>Teach Your Monster to Read- <a href="http://www.teachyourmonstertoread.com">www.teachyourmonstertoread.com</a></p> <p>Education City – <a href="http://www.educationcity.com">www.educationcity.com</a></p> <p>Mathletics – <a href="http://login.mathletics.com">login.mathletics.com</a></p> <p>Please keep practising your <b>phonics</b> as much as you can – remember to encourage the children to use "Special Friends, Fred Talk, Read the word" for unknown words.</p> <p>Don't forget, sharing stories is a great way to develop the children's language and reading. We have attached some questions that we call "<b>Reading VIPERS</b>" at school.</p> <p>You can use this guide to ask your children appropriate questions about different books/films/tv programmes you may share at home.</p> <p>Take care and looking forward to seeing you soon – Miss Whear and Mrs Sukstiene</p>				



## Year 1 – School Closure Home Learning – Week 3



<b>Vocabulary</b> Draw upon knowledge of vocabulary in order to understand the text. 	<b>Infer</b> Make inferences from the text. 	<b>Predict</b> Predict what you think will happen based on the information that you have been given. 	<b>Explain</b> Explain your preferences, thoughts and opinions about the text. 	<b>Retrieve</b> Identify and explain the key features of fiction and non-fiction texts such as: characters, events, titles and information. 	<b>Sequence</b> Sequence the key events in the story. 
<b>Example questions</b> <ul style="list-style-type: none"><li>• What does the word ..... mean in this sentence?</li><li>• Find and copy a word, which means .....</li><li>• What does this word or phrase tell you about.....?</li><li>• Which word in this section do you think is the most important? Why?</li><li>• Which of the words best describes the character/setting/ mood etc?</li><li>• Can you think of any other words the author could have used to describe this?</li><li>• Why do you think ..... is repeated in this section?</li></ul>	<b>Example questions</b> <ul style="list-style-type: none"><li>• Why was..... feeling.....?</li><li>• Why did ..... happen?</li><li>• Why did ..... say .....</li><li>• Can you explain why.....?</li><li>• What do you think the author intended when they said.....?</li><li>• How does ..... make you feel?</li></ul>	<b>Example questions</b> <ul style="list-style-type: none"><li>• Look at the book cover/blurb - what do you think this book will be about?</li><li>• What do you think will happen next? What makes you think this?</li><li>• How does the choice of character or setting affect what will happen next?</li><li>• What is happening? What do you think happened before? What do you think will happen after?</li><li>• What do you think the last paragraph suggests will happen next?</li></ul>	<b>Example questions</b> <ul style="list-style-type: none"><li>• Who is your favourite character? Why?</li><li>• Why do you think all the main characters are girls in this book?</li><li>• Would you like to live in this setting? Why/why not?</li><li>• Is there anything you would change about this story?</li><li>• Do you like this text? What do you like about it?</li></ul>	<b>Example questions</b> <ul style="list-style-type: none"><li>• What kind of text is this?</li><li>• Who did.....?</li><li>• Where did.....?</li><li>• When did.....?</li><li>• What happened when.....?</li><li>• Why did ..... happen?</li><li>• How did .....?</li><li>• How many.....?</li><li>• What happened to.....?</li></ul>	<b>Example questions</b> <ul style="list-style-type: none"><li>• Can you number these events 1-5 in the order that they happened?</li><li>• What happened after .....</li><li>• What was the first thing that happened in the story?</li><li>• Can you summarise in a sentence the opening/middle/end of the story?</li><li>• In what order do these chapter headings come in the story?</li></ul>