


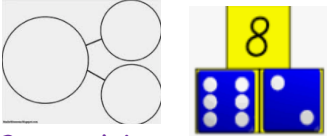

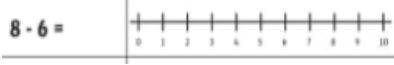








## Year 1 – School Closure Home Learning – Week 2



	 <p>Can you write some sentences using red words?</p>		<p>predicted, mixed, bubbles, foam, gently, vigorously.</p>		
<p><b>Activity 2</b> <b>(Maths)</b></p>	<p>Make and play your own Lego boardgame (see above).</p>  <p><b>Challenge –</b> Record the <b>number sentence</b> for each throw of the dice. E.g. Start – add 2 bricks: <math>0 + 2 = 2</math> Remove 1 brick: <math>2 - 1 = 1</math></p>	<p>Watch the You Tube pop cover songs to learn your 2 and 10 times tables:</p> <p>X2 = Can't stop the feeling by Justin Timberlake <a href="https://www.youtube.com/watch?v=9C4EN7mFHCK">https://www.youtube.com/watch?v=9C4EN7mFHCK</a></p> <p>X10 = Look what you made me do by Taylor Swift <a href="https://www.youtube.com/watch?v=FDUJ7pCdaW8">https://www.youtube.com/watch?v=FDUJ7pCdaW8</a></p> <p><b>Challenge:</b> Make your own song to help remember the 5 times table.</p>	<p>Make your own + <b>addition / subtraction – machine</b> using money/paper balls.</p>  <p><b>Challenge –</b> Record each one as either a: <b>Number sentence</b> <math>8 - 6 = 2</math> <b>Part-whole model</b></p>  <p><b>Bar model</b></p>  <p><b>Number line</b></p> 	<p>Explore numbers to 10/20/30/50/100 using: <b>Say it</b> <b>Make it</b> <b>Write it (numerals)</b></p> <p>Remember you could use pasta, stones, leaves, rice etc.</p>  <p><b>Challenge –</b> Spell it (words)</p>	<p>Make a <b>bird feeder</b> for your garden. Make a tally chart of the different birds you see eating from it.</p>  <p><b>Challenge –</b> Can you find out the names of the bird you spotted.</p>



## Year 1 – School Closure Home Learning – Week 2



### Extra Info

Don't feel that you have to have physical evidence for these challenges and please feel free to be creative about how you deliver them. We really want you to look after yourselves and not add extra stress to this tricky time.

Children can also be accessing and using the following **websites** with their school log-ins:

Teach Your Monster to Read- [www.teachyourmonstertoread.com](http://www.teachyourmonstertoread.com)

Education City – [www.educationcity.com](http://www.educationcity.com)

Mathletics – [login.mathletics.com](http://login.mathletics.com)

Please keep practising your **phonics** as much as you can – remember to encourage the children to use “Special Friends, Fred Talk, Read the word” for unknown words. Also remember to encourage speedy reading for **known words** to develop fluency. [www.oxfordowl.co.uk](http://www.oxfordowl.co.uk) have a great parent section for support with phonics and reading.

Don't forget, sharing stories is a great way to develop the children's language and reading. We have attached some questions that we call “**Reading VIPERS**” at school.







You can use this guide to ask your children appropriate questions about different books/films/tv programmes you may share at home.

Take care and looking forward to seeing you soon – Miss Whear and Mrs Sukstiene



## Year 1 – School Closure Home Learning – Week 2



<h3 style="text-align: center; color: red;">Vocabulary</h3> <p>Draw upon knowledge of vocabulary in order to understand the text.</p> 	<h3 style="text-align: center; color: red;">Infer</h3> <p>Make inferences from the text.</p> 	<h3 style="text-align: center; color: red;">Predict</h3> <p>Predict what you think will happen based on the information that you have been given.</p> 	<h3 style="text-align: center; color: red;">Explain</h3> <p>Explain your preferences, thoughts and opinions about the text.</p> 	<h3 style="text-align: center; color: red;">Retrieve</h3> <p>Identify and explain the key features of fiction and non-fiction texts such as: characters, events, titles and information.</p> 	<h3 style="text-align: center; color: red;">Sequence</h3> <p>Sequence the key events in the story.</p> 
<p>Example questions</p> <ul style="list-style-type: none"> <li>• What does the word ..... mean in this sentence?</li> <li>• Find and copy a word, which means .....</li> <li>• What does this word or phrase tell you about.....?</li> <li>• Which word in this section do you think is the most important? Why?</li> <li>• Which of the words best describes the character/setting/ mood etc?</li> <li>• Can you think of any other words the author could have used to describe this?</li> <li>• Why do you think ..... is repeated in this section?</li> </ul>	<p>Example questions</p> <ul style="list-style-type: none"> <li>• Why was..... feeling.....?</li> <li>• Why did ..... happen?</li> <li>• Why did ..... say .....</li> <li>• Can you explain why.....?</li> <li>• What do you think the author intended when they said.....?</li> <li>• How does ..... make you feel?</li> </ul>	<p>Example questions</p> <ul style="list-style-type: none"> <li>• Look at the book cover/blurb - what do you think this book will be about?</li> <li>• What do you think will happen next? What makes you think this?</li> <li>• How does the choice of character or setting affect what will happen next?</li> <li>• What is happening? What do you think happened before? What do you think will happen after?</li> <li>• What do you think the last paragraph suggests will happen next?</li> </ul>	<p>Example questions</p> <ul style="list-style-type: none"> <li>• Who is your favourite character? Why?</li> <li>• Why do you think all the main characters are girls in this book?</li> <li>• Would you like to live in this setting? Why/why not?</li> <li>• Is there anything you would change about this story?</li> <li>• Do you like this text? What do you like about it?</li> </ul>	<p>Example questions</p> <ul style="list-style-type: none"> <li>• What kind of text is this?</li> <li>• Who did.....?</li> <li>• Where did.....?</li> <li>• When did.....?</li> <li>• What happened when.....?</li> <li>• Why did ..... happen?</li> <li>• How did .....?</li> <li>• How many.....?</li> <li>• What happened to.....?</li> </ul>	<p>Example questions</p> <ul style="list-style-type: none"> <li>• Can you number these events 1-5 in the order that they happened?</li> <li>• What happened after .....</li> <li>• What was the first thing that happened in the story?</li> <li>• Can you summarise in a sentence the opening/middle/end of the story?</li> <li>• In what order do these chapter headings come in the story?</li> </ul>